

ROCKY MOUNTAIN CAN ANSWER DRUG USE QUESTIONS FOR YOUR COMMUNITY

No single data source can provide complete and representative information about a group. The RADARS® System provides a more comprehensive analysis of trends related to your individual community.

The Researched Abuse, Diversion and Addiction-Related Surveillance (RADARS®) System Mosaic



Drug Diversion
Drug transaction



StreetRx
Street price



Prescription Data
Drug utilization



Drug Related Deaths
Death certificate analysis



Poison Center
Acute health events,
including detailed deaths



NMURx
Non-medical use



Web Monitoring
Web discussion



Treatment Centers
Abuse

Questions we can address

- Prevalence of use
- Reason for use
- Naloxone availability
- Medical outcome
- Problematic drug use indicators
- Trends over time

ROCKY MOUNTAIN

POISON & DRUG SAFETY

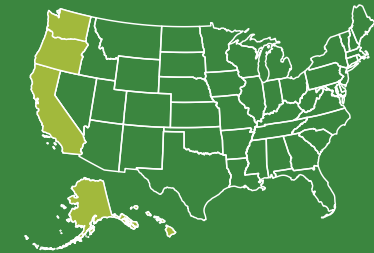
Saving lives with answers.™

www.rmpds.org • info@rmpds.org
www.radars.org • business@radars.org

DRUG USE ACROSS THE US

Where Does Your Region Stand?

PACIFIC



ROCKY MOUNTAIN

POISON & DRUG SAFETY

Saving lives with answers.™

DRUG USE ACROSS THE US

Where Does Your Region Stand?

PACIFIC

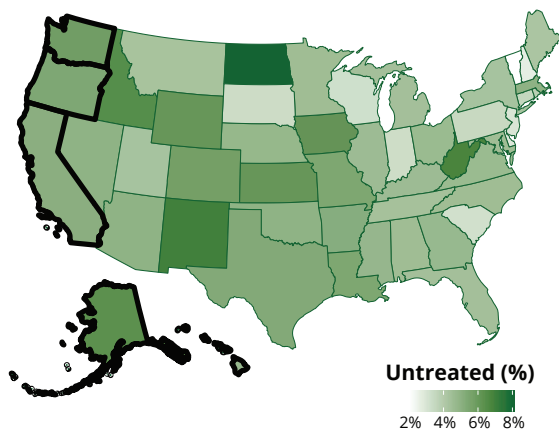
ROCKY MOUNTAIN

POISON & DRUG SAFETY

Saving lives with answers.™

Proportion of Adults With Likely Untreated Substance Use Disorders

Population Survey Data

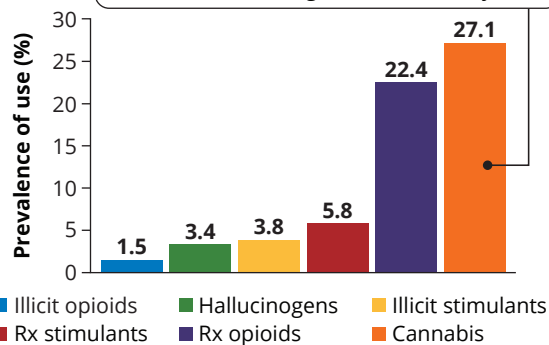


Pacific Prevalence of Drug Use in the Last Year

Population Survey Data

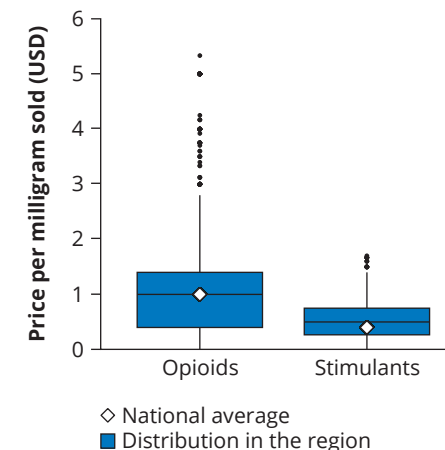
Among adults who use cannabis

- 26.6% obtained at medical dispensary
- 60.7% obtained at recreational dispensary
- 14.8% started using cannabis in last year



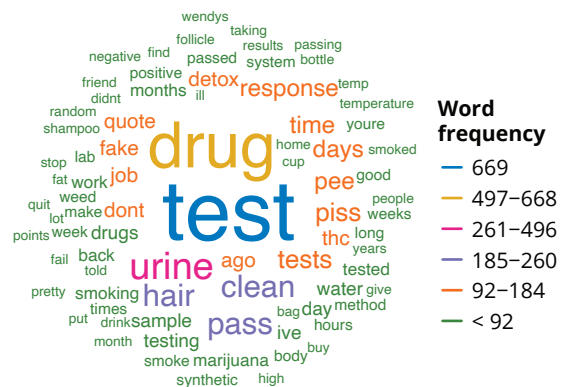
Reported Street Price of Prescription Drugs

Street Price Data



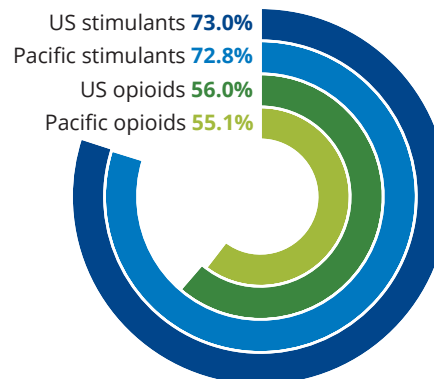
Common Words in Internet Posts for How to Subvert a Drug Test

Web Monitoring Data



Proportion of Poison Center Calls That Were Suspected Suicide Among Intentional Exposures to Prescription Drugs

United States Poison Centers Data



Naloxone Access

Treatment Center Data

